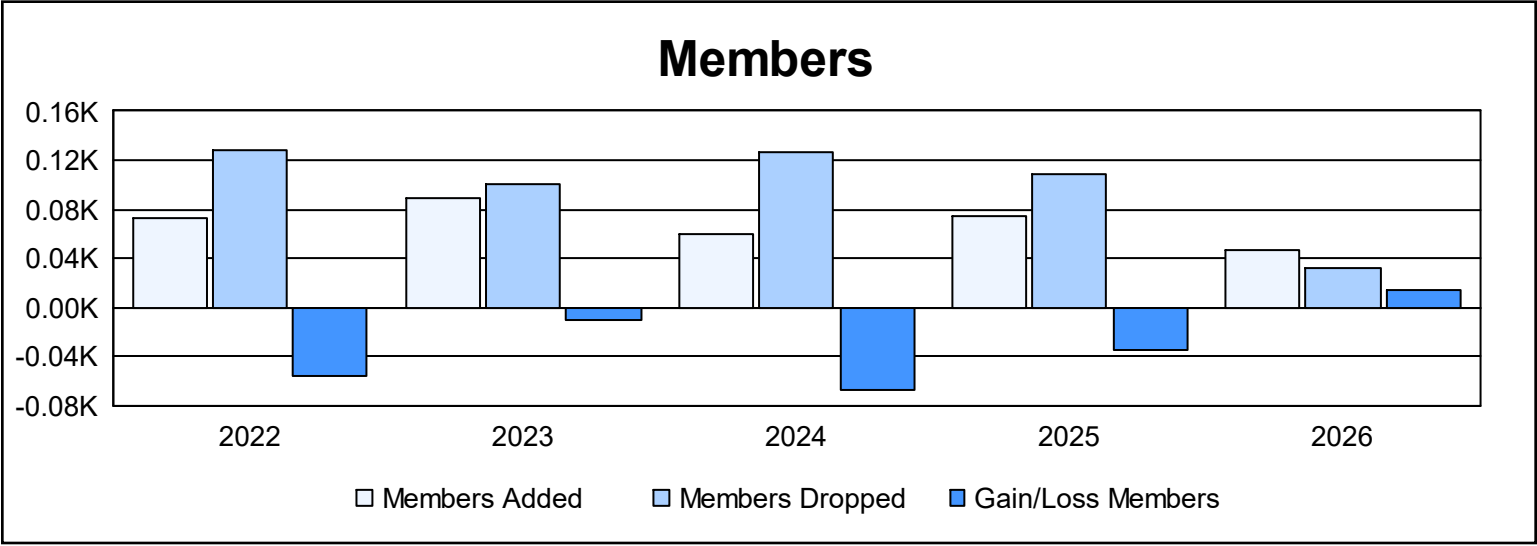
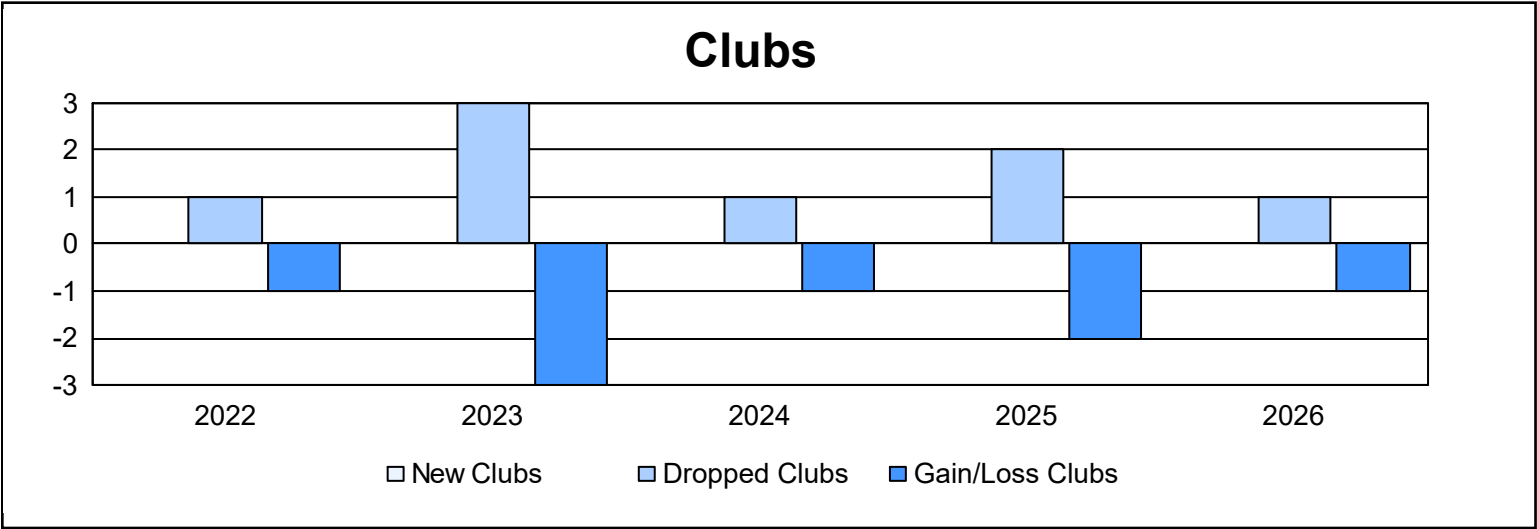
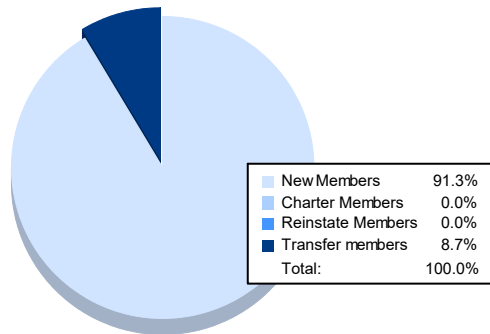


Year	New Clubs	Dropped Clubs	Gain/ Loss Clubs	New Members	Charter Members	Reinstate Members	Transfer Members	Total Member Added	Total Members Dropped	Gain/ Loss Members
2021-2022	0	1	-1	63	0	0	9	72	128	-56
2022-2023	0	3	-3	58	5	1	25	89	100	-11
2023-2024	0	1	-1	50	1	4	4	59	127	-68
2024-2025	0	2	-2	56	0	5	14	75	109	-34
2025-2026	0	1	-1	42	0	0	4	46	32	14
Average	0	2	-2	54	1	2	11	68	99	-31



### Membership Composition January 2026 Cumulative



### Gender Composition January 2026 Cumulative

